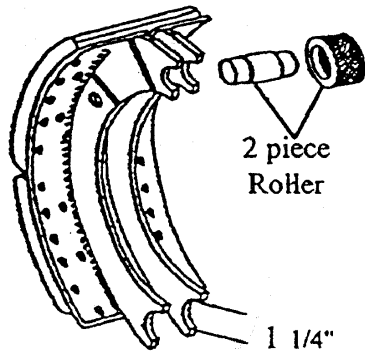


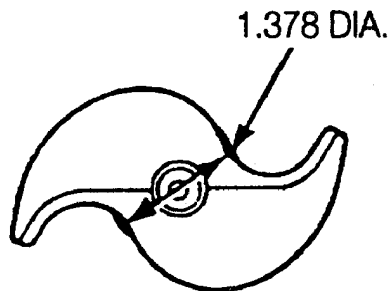
## STANDARD



FMSI 4311

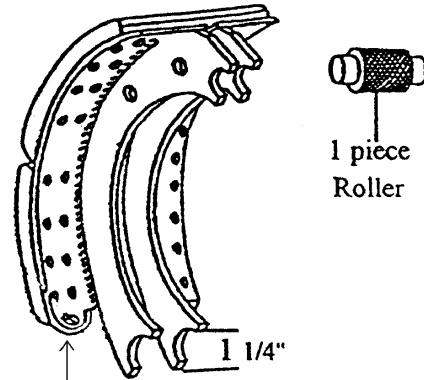


Use Kit # **CP4311EHD**



**STANDARD CAM**

## EXTENDED SERVICE (ES)

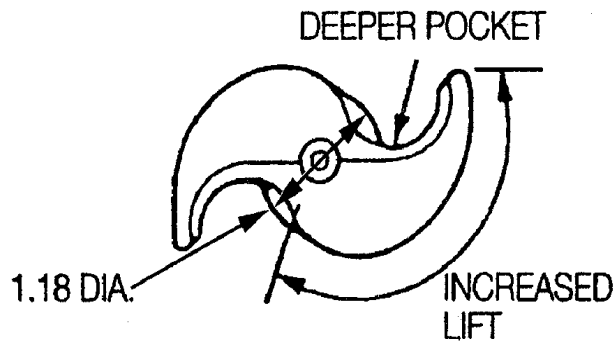


NOTE DISTINCTIVE "BENT-DOWN" TABS FOR ATTACHING RETAINER SPRINGS.

FMSI 4709

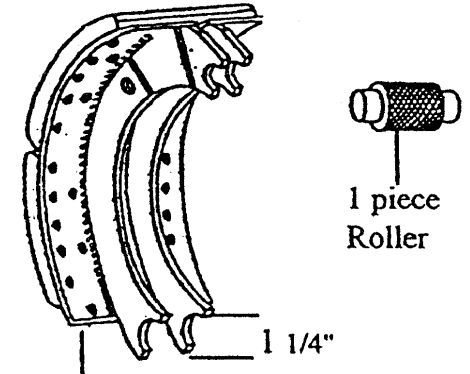


Use Kit # **CP4709ES**



**EXTENDED LIFE CAM**

## EXTENDED SERVICE 2nd GENERATION (ESII)



**SHOE TABLE (NO TAB)**

FMSI 4709



Use Kit # **CP4709ES2**

Left Hand Cam

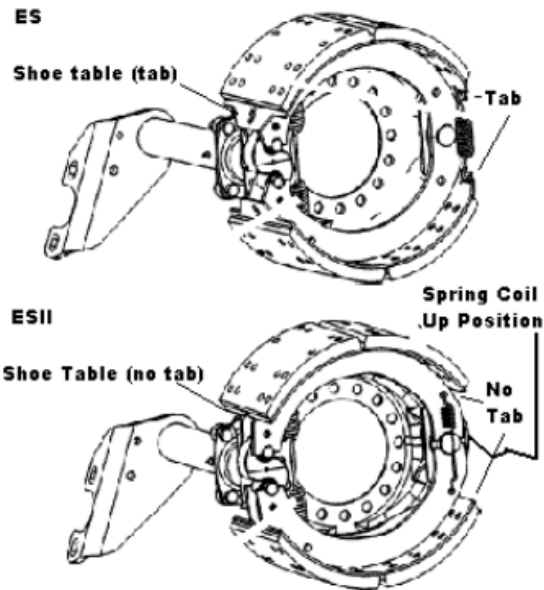


Right Hand Cam



Left and right is used to identify the direction of rotation

Left Hand and Right Hand **does not** establish which side of the vehicle the cam goes on.



## SERVICE PROCEDURE

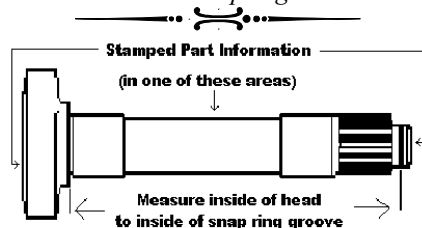
### ES-II Retaining Spring Installation

The installation of the retaining spring does not differ significantly from the current procedure.

The retainer spring is installed into the holes in the shoe webs instead of the tabs on the shoe table. Its recommended that the short end of the spring (coil end) be installed in the upward position on the top shoe,

- ✓ Position upper shoe on anchor pin.
- ✓ Hook the retaining springs to the hole in the web of the upper shoe, hook with short end of spring up (coil end)
- ✓ Hook the opposite end of the spring into the hole of the lower shoe web.
- ✓ Rotate lower shoe into position on spider.
- ✓ Install return spring and rollers.

*Refer to illustration of ES-II shoe for positioning of retainer springs.*



## Artic Truck Parts & Service

### EDSON

4318 ~ 1st Ave.

Edson, AB., T7E 1B8

Phone (780) 723-6060

Toll Free 1-877-723-6060

Fax (780) 723-2060

### EDMONTON

63 Strathmoor Drive.

Sherwood Park, AB., T8H 0C1

Phone (780) 416-4444

Toll Free 1-800-667-4327

Fax (780) 416-4428

### CALGARY

5351 ~ 94 Ave. SE.

Calgary, AB., T2C 4E5

Phone (403) 720-2910

Toll Free 1-800-661-1251

Fax (403) 720-3063

### RED DEER

7947 Edgar Ind. Dr.

Red Deer AB., T4P 3R2

Phone (403) 348-0999

Toll Free 1-888-348-0999

Fax (403) 348-5198

## Tech Tips & Information

Artic Truck Parts & Service disclaims any liability or responsibility arising out of any inaccuracies of this information.



## 16.5" Drive Axle & Trailer Brakes